



*The*  
**CLAREMONT**  
*Fireplace Kit*

ROSETTA®

THE LOOK AND FEEL OF NATURE



*Auburn Ridge*



*Fond du Lac*



*Slate Grey*

AVAILABLE IN THESE COLORS



## FEATURES

- **Beautiful natural stone** appearance, unlike any other outdoor fireplace kit available.
- Complete kit, **includes everything you need** to construct the fireplace. (Components shown below)
- **No concrete footing required** in most cases, saves time and money.
- Very **easy to install** with convenient lift hooks cast into all large components

## KIT INCLUDES ALL OF THE FOLLOWING COMPONENTS


### METAL COMPONENTS



Chimney Cap with Spark Arrestor



Double Wall Stainless Steel Chimney Liner



Stainless Steel Fireplace Insert

### OTHER INCLUDED COMPONENTS

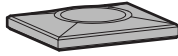


Bag of Mortar


- Miscellaneous Fasteners
- Detailed Instructions

### MASONRY COMPONENTS

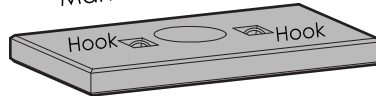
Cap = 200 lbs



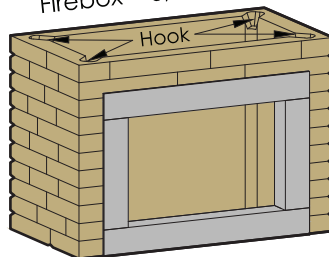
Chimney = 2,300 lbs



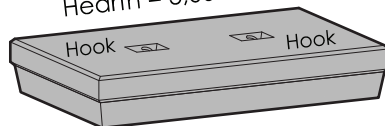
Mantle = 1,400 lbs



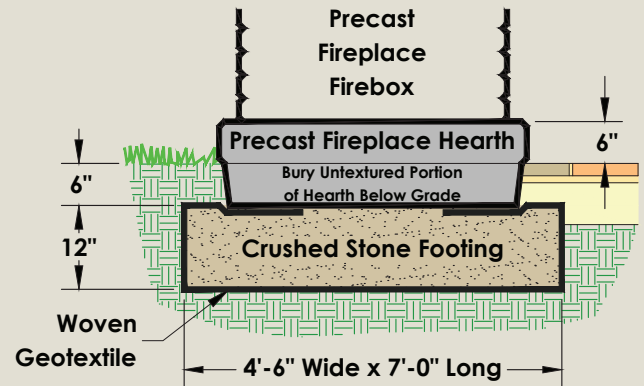
Firebox = 3,000 lbs



Hearth = 3,000 lbs



## FOUNDATION INSTALLATION DETAIL



## ROSETTA FIREPLACE

